



TO DO LIST

GRADE 7

- ☐ **Complete the math workbook**

- ☐ **Read one realistic or historical fiction book of student's choice and write a three paragraph book review**



- ☐ **Read one assigned literature short story and complete an assignment (images of theme and paragraph on theme)**

- ☐ **Visit a historic site and create a pamphlet/brochure about the site (optional)**

- ☐ **Science project (OPTIONAL)**

- ☐ **See you at Mass!**

Miss Cassella and Mr. Najarro





Summer Reading Assignment

Dear Class of 2027,

Congratulations on completing your 6th grade year! We have an exciting year ahead in Literature and will continue to read a variety of genres.

To build great reading habits, you must read. You have **two required reading assignments for the summer that are due on Thursday, August 21st, when you return to school.**

Required reading #1: Read the short story, "Thank You, Ma'am," by Langston Hughes. It is available online. Create a poster using images, drawings, symbols, or cutouts from magazines to represent the theme of the story (you must color your drawings). Divide your poster into two parts. The top part will be the images, drawings, etc., that represent the theme of the story. On the bottom half of the poster, you will write a paragraph (introductory sentence, three details, and a concluding sentence) explaining the theme of this short story. The poster can be any size but no smaller than 8.5 x 11 inches. Be prepared to present your poster to the class. Make sure you put your name on your poster. Neatness counts.

Required reading #2: Read a realistic or historical fiction book (at least 125 pages long) of your choice then write a three-paragraph essay reviewing the book. The review will be formal, so no contractions or slang are to be used in your writing. You will present your book review to the class during the first week of school.

Your book review must include the following:

1. Introduction (3-5 sentences)
2. Include the title of the book, the author, and the genre
3. Your opening paragraph should give a general idea about what the book is about
4. Body (at least 5 sentences)
5. Details about important characters
6. Details about the setting
7. Details about the plot
8. Conclusion (3-5 sentences)
9. Evaluate the book
10. Offer an opinion without giving away the ending

Please type your book review using 12-point, Times New Roman font style and double-space your sentences. Print your book review and bring it with you on the first day of school.

Have a fun, safe summer and I look forward to seeing you in August!

Peace,

Dr. Fenimore



Optional

History Summer Assignments, June 2025

Mr. Riordan

For Extra Credit

Historic Site Visit Report for Grades 6, 7, 8 (*same assignment for all three grades*)

History students! You live in the midst of arguably the most historic region of our country! Take advantage by becoming a history buff this summer.

STEP 1: Choose a historic site to visit this summer (probably on a family trip, but if it's nearby, you could visit on your own or with friends). Your site can be ANYWHERE in the U.S.A., but a list of links to well-known local and regional sites is below. The definition of "historic site" is broad. Any place where history happened, can qualify.

While on your visit, be curious! Make observations, take notes, ask questions of a guide or park ranger, pick up interpretive material, and take photos to remind you of what you saw and learned.

STEP 2: After your visit, you will compile a one-page illustrated document about your trip. Do this on a 8.5" x 11" piece of white or colored paper (you can use a bigger sheet if you want, but I am NOT requesting a poster!). This must be a hand-made document – not made on a computer and printed out.

Your document should graphically and visually represent the historic site you visited and what you learned there. It is NOT an essay or a book report. Think of it more like a homemade brochure. (**OPTIONAL:** If you actually want to make it a folded brochure with three panels, you can then use BOTH sides of the paper).

You should use headlines, short phrases, fun facts, and colorful hand-drawn illustrations / doodles to create your report. Please use a tool like colored markers or colored pencils. Squeeze in as much as you can on one page, and make it visually interesting as well as educational. I expect you to spend a few hours on this product, making it look as good and complete as you can.



Optional

For Extra Credit

In some way, your report should include these topics:

- Name and location of the historic site (how about a hand-drawn location map?)
- Why it is important to American history, Virginia history, or local history.
- Highlights of what you saw and learned there.
- The date you visited.
- Put your full name (first and last) on the FRONT in the bottom right corner.

You will turn this in on paper on the first day of History class. Please make something that you will be proud to see hanging in the hallway. This assignment will be graded and worth 10 points (which is the equivalent of half a chapter test, normally).

Ideas for Places to Visit

Washington, D.C.

<https://washington.org/visit-dc/free-things-to-do-history-and-heritage>
<https://washington.org/visit-dc/monuments-memorials>

Virginia

<https://www.virginia.org/things-to-do/history-and-heritage/>

Northern Virginia

<https://www.fxva.com/explore/history/historic-sites/>

Alexandria

<https://visitalexandria.com/things-to-do/historic-attractions-and-museums/>

Maryland

<https://www.visitmaryland.org/list/15-must-visit-places-history-buffs>





Summer Science Assignment

Rising 7th Graders

REQUIRED – SCIENCE EXPERIMENT

Each rising 7th grader is required to complete a simple science experiment over the summer and prepare a lab report. You may use one of the experiments from one of the following links, or you may find a fun, easy one in a book. No matter where you get it, you will have to provide attribution (the full link if from a website; the name of the book, author, experiment, and page number if from a book).

Your lab report must include the following sections (INCLUDE HEADERS for each section):

1. Title/name of the experiment, and where it is from (attribution)
2. Hypothesis – this should be original – after you read the experiment, write a hypothesis about what you think will happen. Do not revise the hypothesis after you do the experiment.
3. Materials – if this is included in the book or on the website, just print them out.
4. Procedures – if these are included in the book or on the website, just print them out.
5. Results – record data and/or observations about what happened from the experiment, or a description of what happened – this should be written by you, not downloaded from anything, although photos may be included with your written description. It's ok if your results do not match the description of what should happen in the experiment. If you repeat the experiment, report data for each attempt.
6. Analysis and Conclusion – Consider your results in connection with your hypothesis – discuss whether your results prove or disprove your hypothesis or was the experiment inconclusive. If there was anything that you believe influenced your results, be sure to mention that too.
7. What did you learn from this experiment? Write a paragraph that summarizes what you learned and what you found surprising or interesting.
8. What new questions came to mind as a result of doing this experiment? Would you change the experiment and, if so, why?

Experiments can be selected from one of the resources below, or from another resource you find online or in a book – be sure to provide full attribution in your report.

<https://www.sciencebuddies.org/science-experiments/seventh-grade>

<https://www.education.com/science-fair/seventh-grade/>





Summer Science Assignment

Rising 7th Graders

EXTRA CREDIT - SCIENCE READING AND DRAWING

All around us, and especially on the internet and social media, there are lies mixed in with the truth. When performing scientific and other research, it is important to be able to sort out fact from fiction. Internet search engines must be used carefully because they do not have a “truth filter” and may sort results by their popularity, not by their truthfulness or the reliability of the source. Look for links from trusted sources such as Encyclopedia Britannica, well-known universities, museums, established newspapers, magazines, and journals, and state and federal government agencies. Look for books published by well known or established publishers.

Your assignment is to read or listen to the book *Two Truths and Lie It's Alive or Two Truths and a Lie Forces of Nature* by Ammi-Joan Paquette and Laurie Ann Thompson.

The books are available in the juvenile section at local libraries and at bookstores and on Amazon and Amazon Kids. Each of the nine chapters has three stories (A, B, and C) – two are true stories and one is a fabrication or false story. After you read each chapter, use the attached chart to record which two stories you think are true and which one is a lie. Then create a drawing, poster, or comic strip to illustrate your favorite story. Feel free to talk them over with your family or friends and do your own research, but remember to evaluate the reliability of your sources of information.

Check the references at the end of sources to be sure they look reliable as well. Finally, use your logic and common sense.



Name: _____

Two Truths and a Lie

Did you read *Force of Nature* or *It's Alive*? _____

Chapter 1	A	B	C
Chapter 2	A	B	C
Chapter 3	A	B	C
Chapter 4	A	B	C
Chapter 5	A	B	C
Chapter 6	A	B	C
Chapter 7	A	B	C
Chapter 8	A	B	C
Chapter 9	A	B	C

What was your favorite story? _____

Attach your drawing, poster, or comic strip.

See you at Mass!

Blessed Sacrament Church

***Daily Masses**

Weekday Masses are celebrated Monday thru Friday at 6:30 a.m. and 8:30 a.m., unless otherwise noted.

***Saturday Masses**

A weekday Mass is celebrated each Saturday at 8:30 a.m.

***Sunday Masses**

Sunday Masses are celebrated at 7:30 a.m., 9:00 a.m.*, 11:00 a.m.*, 12:30 p.m., 2:00 p.m. (Spanish), and 5:00 p.m.

* SUNDAY NURSERY (walking to age 6) at the 9:00 a.m. & 11:00 a.m. Please use the main school entrance (Braddock Road) to enter the Early Childhood Center.



Optional

7th and 8th Grade Spanish

1. Practice the conjugations of the following verbs in Ella Verbs:
Popular Spanish Verb Conjugations | [Ella Verbs App](#)

Ser

Estar

Hacer

Dar

Ir

Ver

Tener

Poder

Decir

Querer

Poner

2. Practice Vocabulary in Spanish Games: [Spanish lessons for beginners free online, all with audio \(spanish-games.net\)](#).

Classroom Objects

Activity

Numbers


Family

Places

People

Time

Home



Click Lessons and then Tutorials then choose the Categories to practice the Vocabulary.